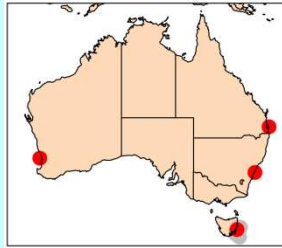


Doliolum nationalis

Borgert, 1893



Phylum Chordata
Order Doliolida
Family Doliolidae

Synonyms

None

Size

Gonozooid length up to 4 mm

Genus notes

- Dextral arched intestine

Species notes

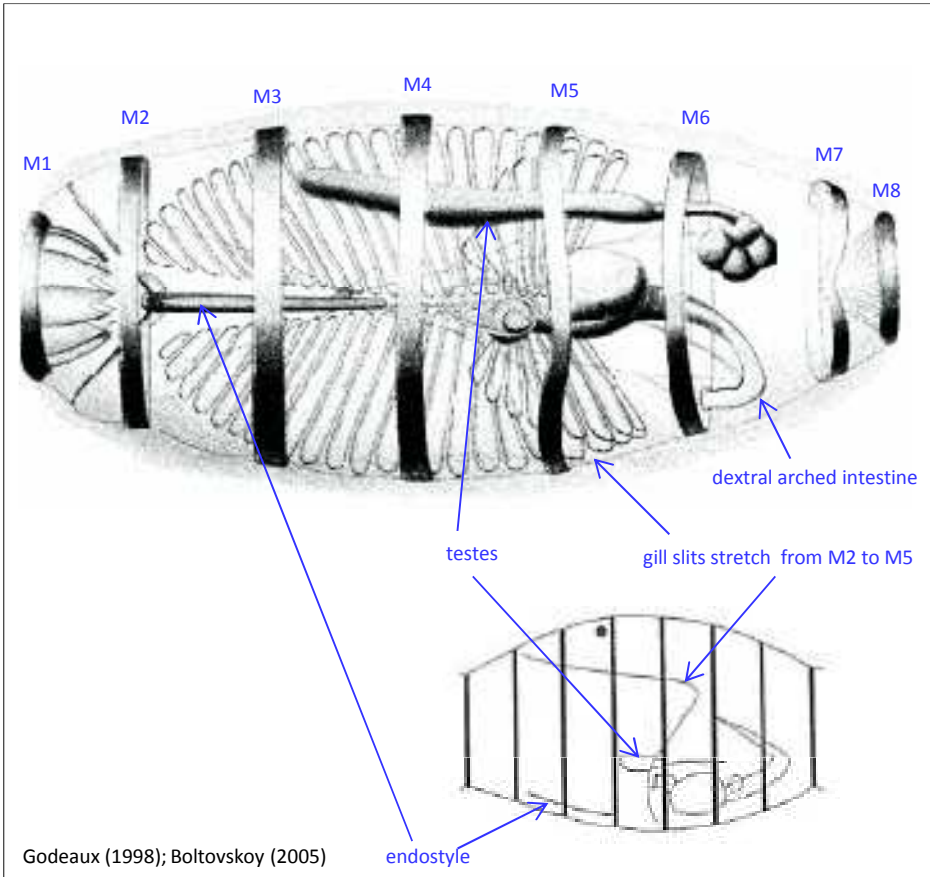
Gonozooid (Blastozooid)

- 8 muscle bands in parallel transverse rings
- Gill slits arched from M2 dorsally to M5 and turn slightly forward to finish just in front of M5
- Endostyle short, from M2 to M4
- Testis is variable in length, it extends horizontally, behind M4, on the left side of the animal
- Differentiated from *D. denticulatum* which has longer testes in front of M3. The form of the gill slits and gill location is also diagnostic.

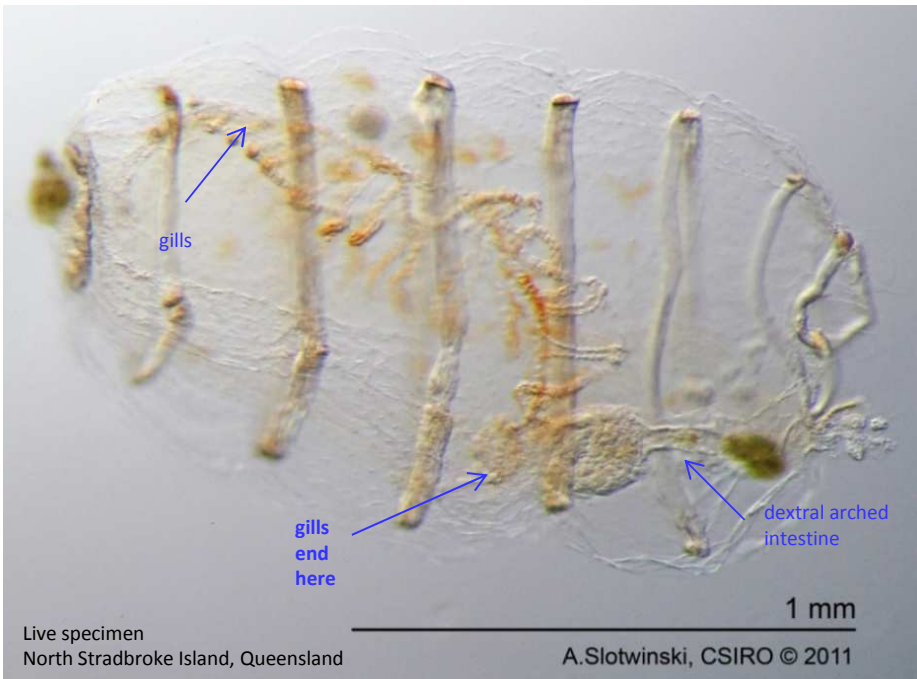
Distribution

- Distribution in North and Central Atlantic Ocean, Mediterranean Sea, Red Sea, subtropical SW Atlantic Ocean, tropical Indian and W Pacific Oceans

Ecology



Godeaux (1998); Boltovskoy (2005)



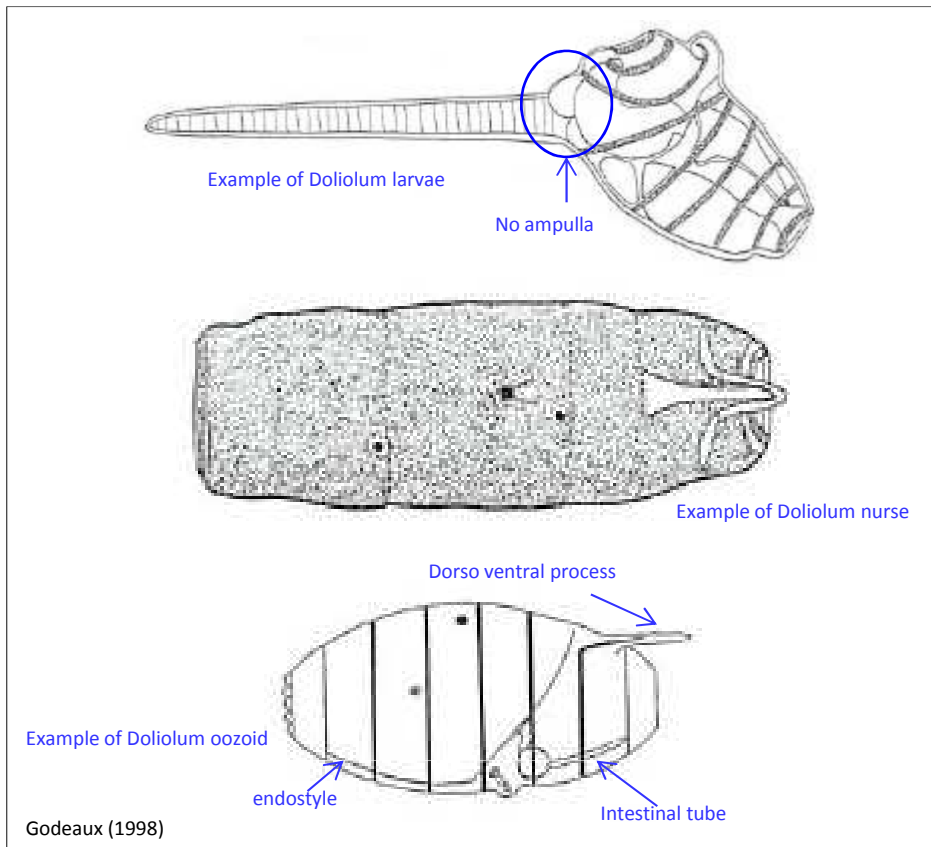
Live specimen
 North Stradbroke Island, Queensland

A. Slotwinski, CSIRO © 2011

Doliolum nationalis

Borgert, 1893

Phylum Chordata
Order Doliolida
Family Doliolidae



Synonyms

None

Size

Nurse length up to 2 mm
 No other sizes available

Genus notes

These stages of *D. denticulatum* and *D. nationalis* cannot be separated

Larvae

- Body fusiform
- With tail
- No ampulla

Nurses

- Barrel shaped, without visceral mass, except for heart
- M2-M8 fused in continuous sheet
- Budding on the dorso-ventral process

Oozoids

- Endostyle from M2 to M5
- 9 muscle bands in parallel transverse rings
- Dorso-ventral process at M7
- Intestinal tube stretched sagittally

Source

Boltovskoy (2005)
 Couwelaar (2003)
 Godeaux (1998)

(Full reference available at <http://www.imas.utas.edu.au/zooplankton/references>)