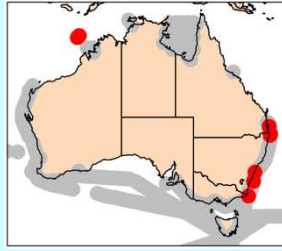
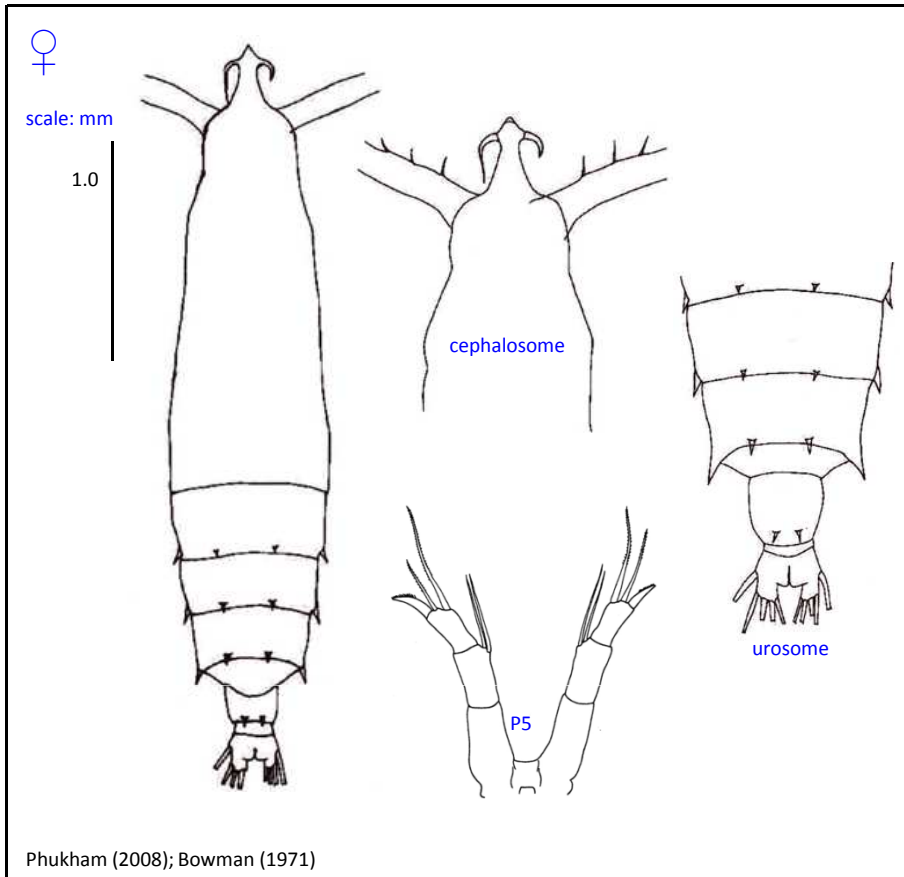


# Rhincalanus cornutus

(Dana, 1849)



**Phylum** Arthropoda  
**Order** Calanoida  
**Family** Rhincalanidae



## Synonym

*Calanus cornutus* Dana, 1849

## Size

Female: 2.90-3.80 mm

## Genus notes

- Long slim body shape & anterior Cephalosome extended into conical process
- Rostrum with 2 long filaments
- Cephalosome and Pedigerous somite1 fused, pedigerous somites 4-5 partially fused
- A1 longer than whole body
- Posterior borders of pedigerous somites 2-4 and urosome somite 1 with dorsal spines
- P1 2-segmented exopod and endopod
- Female urosome short, 3-segmented; male 5 segmented; the anal somite fused with the caudal rami
- Female P5 uniramous, 3-segmented & simple
- Male P5 also simple, biramous on left, uniramous on right

## Female

- Distinct elongated forehead in shape of arrow with rostral filaments visible dorsally
- P5 with no setae on segment 1 and 1 seta on segment 2

## Distribution

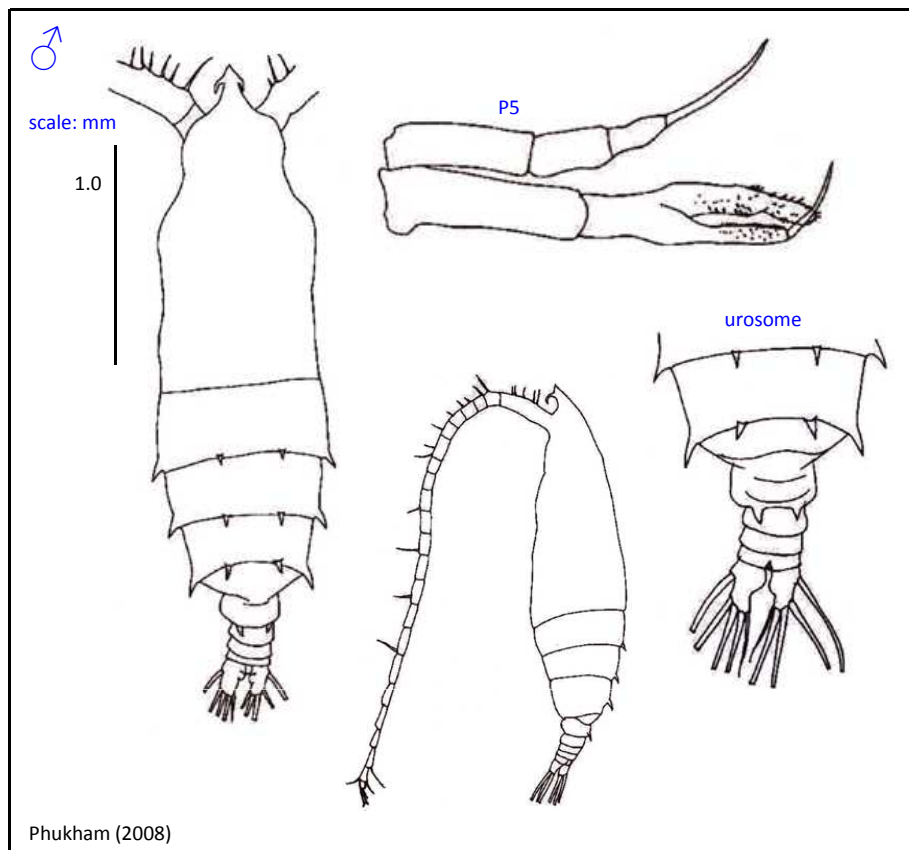
## Ecology

Phukham (2008); Bowman (1971)

# *Rhincalanus cornutus*

(Dana, 1849)

**Phylum** Arthropoda  
**Order** Calanoida  
**Family** Rhincalanidae



## Size

Male: 2.40 – 3.60 mm

## Male

- Not well described
- P5 with more or less straight end bristle

## Source

Dakin & Colefax (1940)  
Bradford-Grieve (1994)  
Boltovskoy (1999)

(Full reference available at  
<http://www.imas.utas.edu.au/zooplankton/references>)