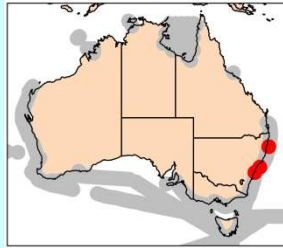
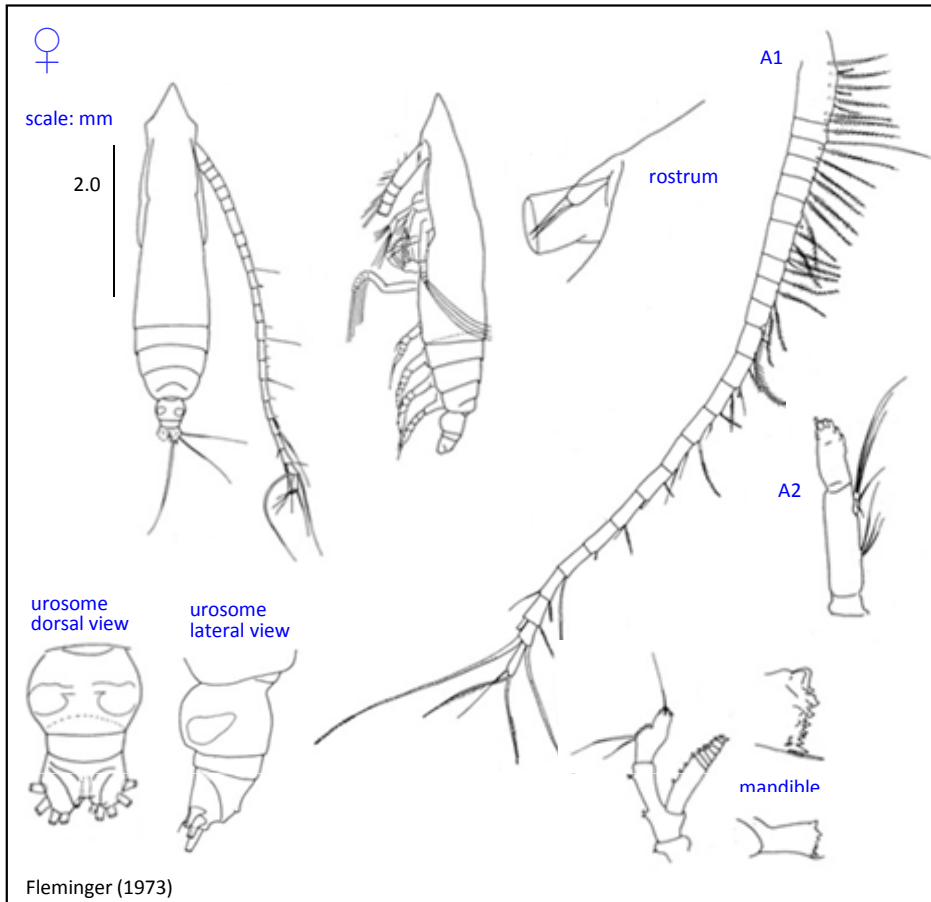


# *Subeucalanus longiceps*

(Matthews, 1925)



**Phylum** Arthropoda  
**Order** Calanoida  
**Family** Eucalanidae



## Synonyms

*Eucalanus longiceps* Matthews, 1925

## Size

Female: 4.20-4.90 mm

## Genus notes

- Body elongate especially anterior to antenna 2
- More or less transparent
- Often with triangular head
- Cephalosome and pedigerous somite 1 fused
- Pedigerous somites 4 and 5 partially fused
- Rostrum with two long filaments
- Female urosome 3-segmented
- Posterior borders of pedigerous somites 2-4 without spine
- Urosome somite 1 without spines
- Integumental organs located at the maxilliped site are in 2 pairs
- P5 absent in female
- Males of the genus poorly known and morphology highly variable
- P5 uniramous in male with right leg absent

## Female

- Anterior head triangulated and elongated
- A2 endopod segment 1 shorter than endopod segment 2 and about 2 times as long as wide
- Basis of mandibular palp with 3 setae, endopod does not reach the distal border of basis, endopod segment 1 with 2 setae, endopod segment 2 with 3 setae
- Maxillule basal endite 2 with 5 setae
- Genital segment slightly wider than longer
- Caudal rami slightly asymmetrical

## Distribution

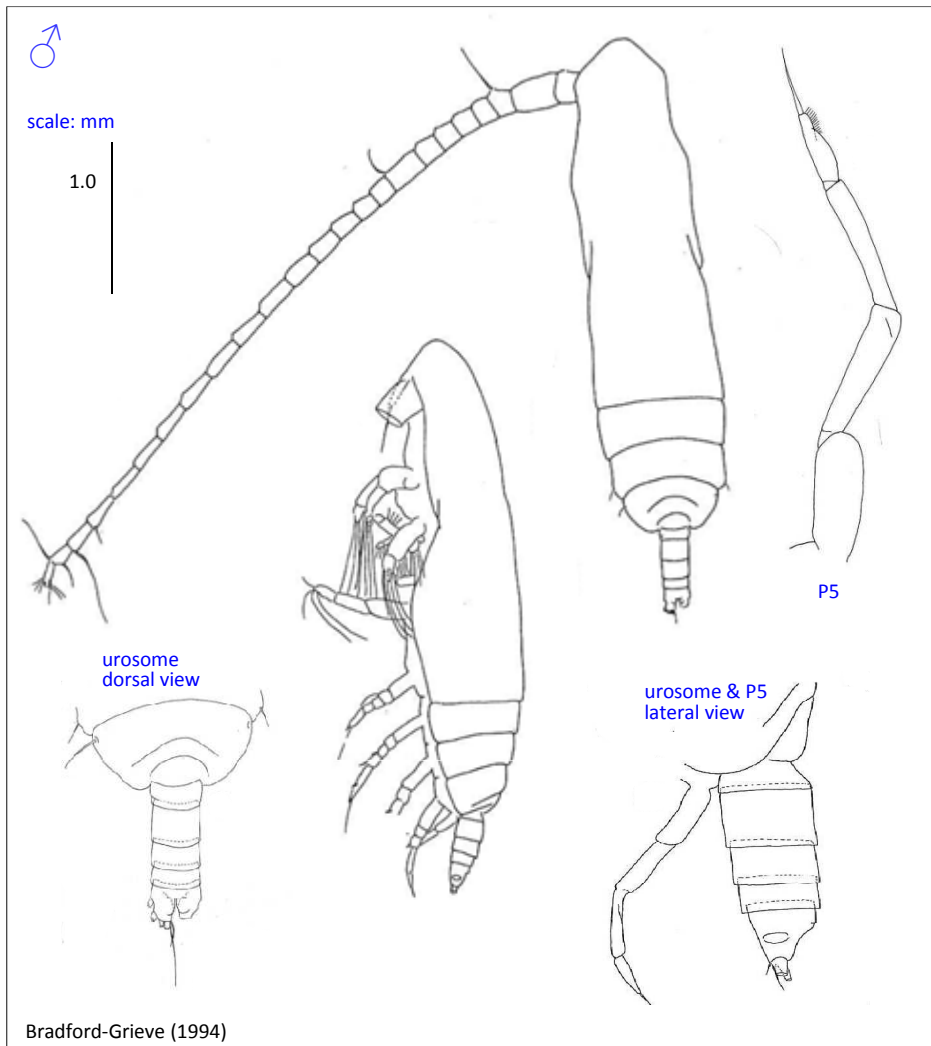
- Boreal-temperate
- Circumglobal
- Southern hemisphere West wind drift system
- Mostly epipelagic

## Ecology

# *Subeucalanus longiceps*

(Matthews, 1925)

**Phylum** Arthropoda  
**Order** Calanoida  
**Family** Eucalanidae



## Size

Male: 3.20-8.80 mm

## Male

- Secondary sexual characters not distinct
- Males of the genus poorly known and morphology highly variable
- Anterior head rounded
- Left leg 3 extends to the posterior border of the urosome
- Terminal seta about the same length as the terminal segment

## Source

Bradford-Grieve (1994)  
Boltovskoy (1999)

Full reference available at  
<http://www.imas.utas.edu.au/zooplankton/references>