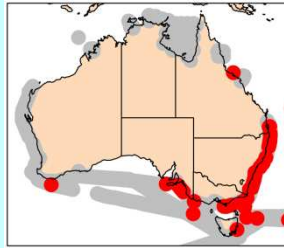


Oithona atlantica

Farran, 1908



Phylum Arthropoda
Order Cyclopoida
Family Oithonidae

Synonyms
 None

Size
 Female: 1.14-1.43 mm

Genus notes

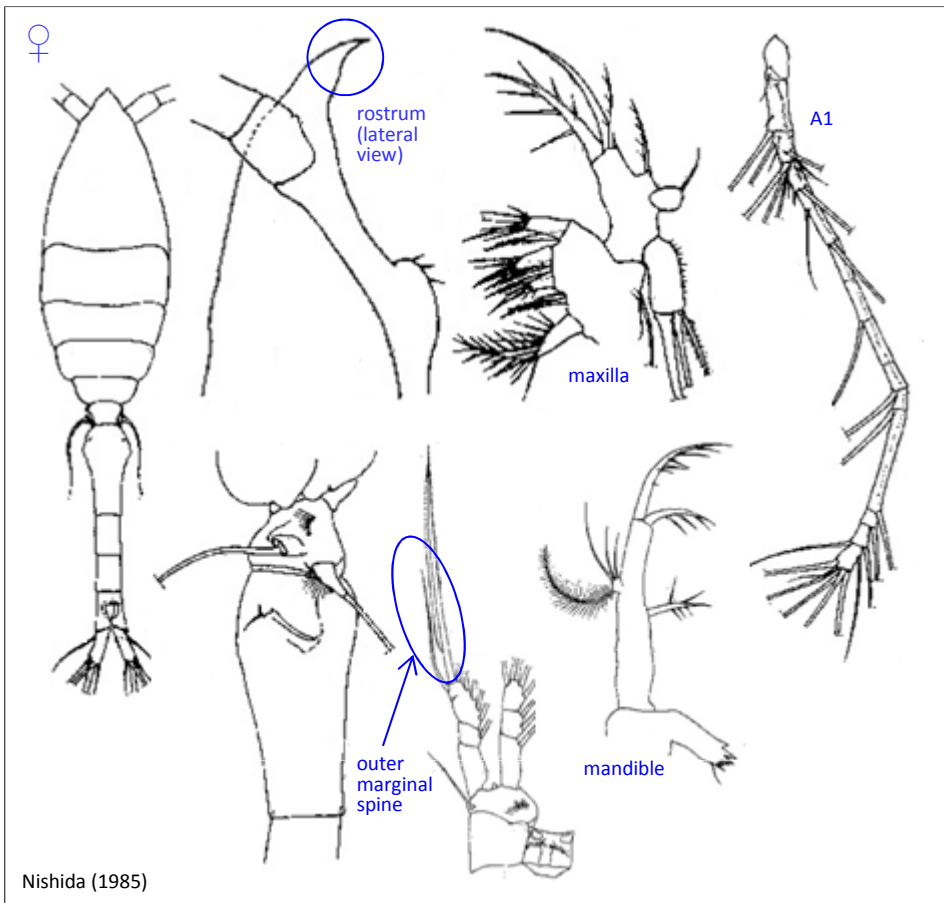
- Prosome short, oval to fusiform, 5 segmented
- Anterior cephalosome rounded or with 1 rostrum
- A1 slender, 2 geniculations in males
- Greatest width generally at posterior margin of cephalosome
- Posterior prosome margin rounded
- P5 represented by 2 lateral processes on pedigerous segment 5
- P6 reduced to lateral process on genital somite
- Urosome slender, 5 segmented in females, 6 segmented in males, genital somite longest, anterior section more or less swollen laterally
- Caudal rami with 1 dorsal, 4 apical and 1 outer marginal setae

Female

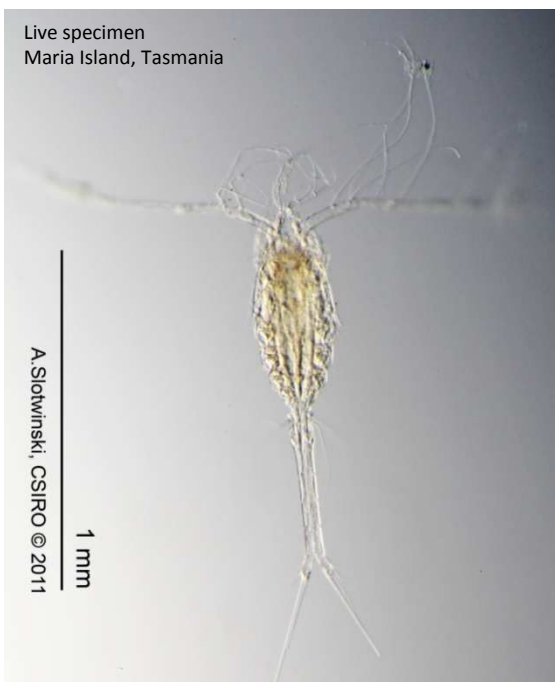
- Prosome rounded, fusiform in dorsal view, greatest width at posterior end of cephalosome
- Cephalosome narrowing anteriorly to pointed rostrum in dorsal view
- A1 long, 1.4-1.6 times prosome
- Prosome length 2.2-3.1 times width
- Prosome:Urosome 1.1-1.3
- Re3 of P4 outer marginal spine curved at base and shorter than apical spine (cf *O. longispina* where Re3 of P4 outer marginal spine is straight and as long as the apical spine)
- Anterior third of genital somite swollen laterally
- Spermathecae spherical
- Very similar to *O. plumifera* but no tuft of hairs on genital somite

Distribution

Ecology



Nishida (1985)



Live specimen
 Maria Island, Tasmania

A. Slotwinski, CSIRO © 2011

1 mm



Oithona atlantica

Farran, 1908

Phylum Arthropoda
Order Cyclopoida
Family Oithonidae

Males

- To be completed

Source

Nishida (1985)
Nishida (1986)
Mckinnon (pers. comm.)

(Full reference available at
<http://www.imas.utas.edu.au/zooplankton/reference>)

