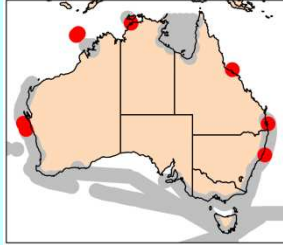


Subeucalanus pileatus

(Giesbrecht, 1888)



Phylum Arthropoda
Order Calanoida
Family Eucalanidae

Synonyms

Eucalanus pileatus Giesbrecht, 1888

Size

Female: 1.95-2.50 mm

Genus notes

- Body elongate especially anterior to antenna 2
- More or less transparent
- Often with triangular head
- Cephalosome and pedigerous somite 1 fused
- Pedigerous somites 4 and 5 partially fused
- Rostrum with two long filaments
- Female urosome 3-segmented
- Posterior borders of pedigerous somites 2-4 without spine
- Urosome somite 1 without spines
- Integumental organs located at the maxilliped site are in 2 pairs
- P5 absent in female
- Males of the genus poorly known and morphology highly variable
- P5 uniramous in male with right leg absent

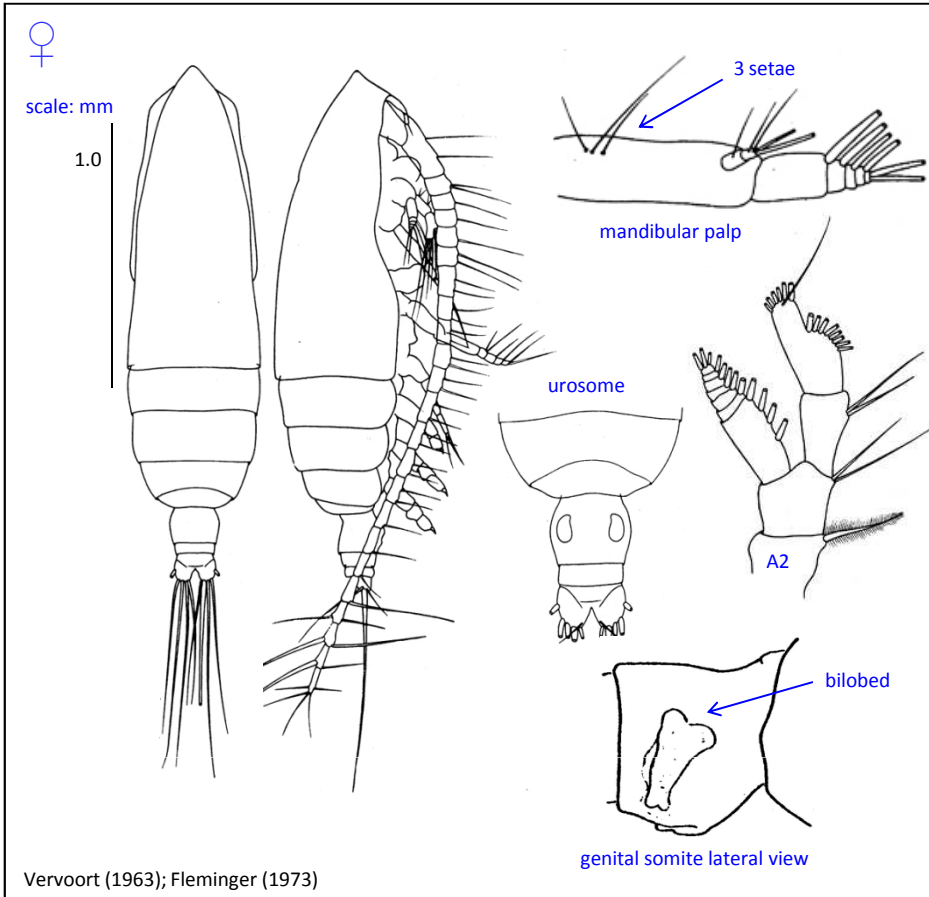
Female

- Anterior cephalosome triangular overall but rounded anteriorly
- There is apparently considerable variation in the shape of the head in the female
- A2 endopod segment 1 shorter than endopod segment 2 and hardly 2.5 times as long as wide
- Basis of mandibular palp with 3 setae, endopod reaches the distal border of basis, endopod segment 1 with 2 setae, endopod segment 2 with 4 setae
- Maxilla 1 inner lobe 3 with 4 setae, basis with 5 setae
- Maxilliped endopod segment 1 and 2 with 4 setae
- Genital somite with widest part in dorsal view at midlength as long as wide; in lateral view distal part of seminal receptacles bilobed
- Caudal rami asymmetrical

Distribution

- Epipelagic
- Tropical; subtropical, circumglobal
- Coastal; neritic

Ecology

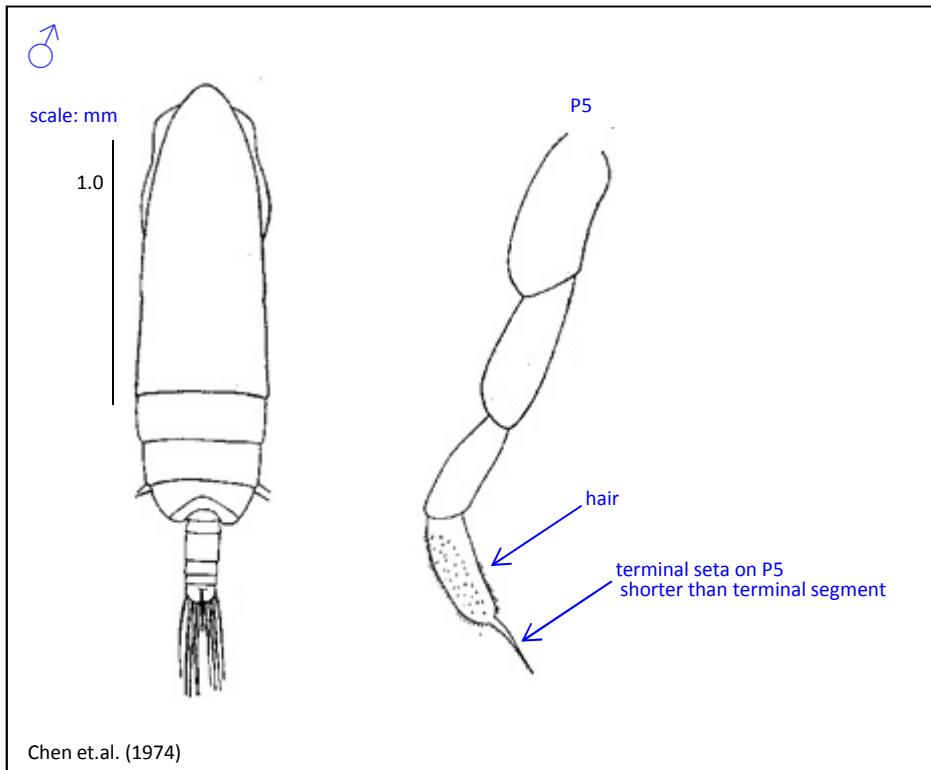


Vervoort (1963); Fleminger (1973)

Subeucalanus pileatus

(Giesbrecht, 1888)

Phylum Arthropoda
Order Calanoida
Family Eucalanidae



Size

Male: 1.80-2.25 mm

Male

- Very similar to *S. crassus* but much smaller
- Terminal seta on left P5 is shorter than the terminal segment
- Hairy terminal segment on left P5

Source

Bradford-Grieve (1994)
Boltovskoy (1999)

(Full reference available at <http://www.imas.utas.edu.au/zooplankton/references>)