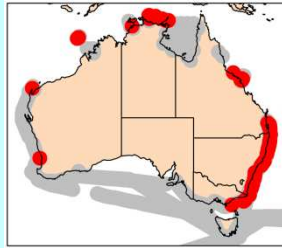


# *Oncaea clevei*

Früchtl, 1923



**Phylum** Arthropoda  
**Order** Poecilostomatoida  
**Family** Oncaeidae

**Synonyms**  
None

**Size**  
Female: 0.62-0.68 mm

**Genus notes**

- Promose & urosome of female 5-segmented; urosome of male 6 segmented
- Prosome elongate to elongate-oval
- 1<sup>st</sup> antenna short, with reduced number of segments
- 2<sup>nd</sup> antenna 3-segmented, with terminal segment shorter than that of first segment
- Mandible complex, with 3-5 subterminal elements
- First maxilla small, bilobed
- Maxilliped a well-developed claw in both sexes
- P1-4, exopods and endopods essentially 3-segmented and leg 5 a single free segment (small rod or knob shaped) or represented by 1-3 setae
- P2, 3 & 4 of some species terminated with a conical process btw 2 apical spines
- To distinguish between adult and juvenile look for genital openings & count urosome somites
- Urosome generally slender

**Female**

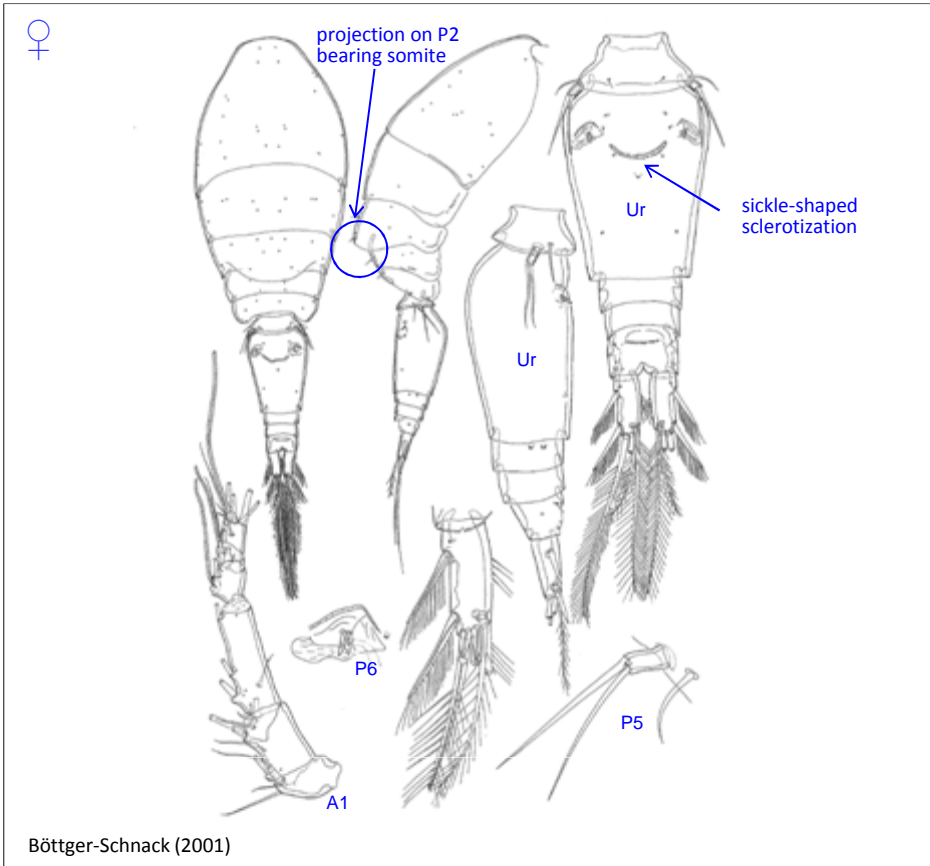
- Exoskeleton well chitinized
- Prosome 2.4x length of urosome excluding caudal rami, 2.1x urosome length including caudal rami
- P2 bearing somite with dorso-posterior projection in lateral view (variable in conspicuousness)
- Integumental pores on prosome
- Pleural areas of P4 bearing somite elongate and with rounded posterolateral corners
- Genital double-somite rectangular in dorsal aspect, 1.4x as long as maximum width & 1.6 x as long as postgenital somites combined, largest width measured near anterior margin, lateral margins of genital double-somite rounded at anterior quarter, posterior part tapering slightly
- Paired genital apertures located very close to dorso lateral margin at about 2/5 the distance from anterior margin of genital double-somite, armature represented by 1 spine and 2 minute spinous processes
- Sickle-shaped sclerotization btwn, but slightly posterior to genital apertures
- Anal somite 1.4x wider than long, slightly shorter than caudal rami
- Caudal ramus about 2.3x as long as wide

**Notes**

- Very similar to *O. paraclevei*, can be distinguished by location of genital apertures & form of genital double-somite

**Distribution**

**Ecology**



Böttger-Schnack (2001)



# *Oncaea clevei*

Früchtl, 1923

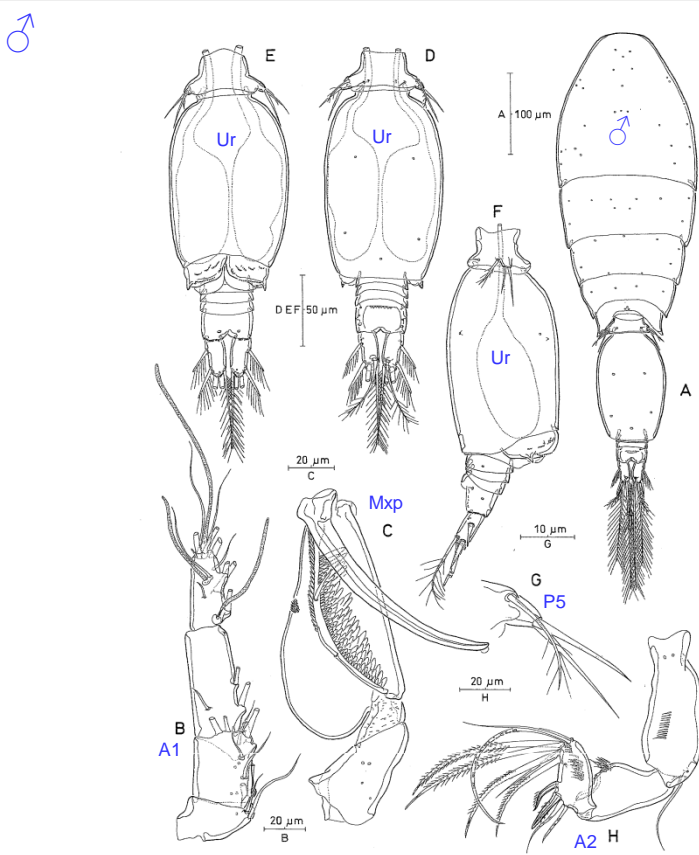
**Phylum** Arthropoda  
**Order** Poecilostomatoida  
**Family** Oncaeidae

**Size**  
 Male: 0.49-0.57 mm

- Male**
- Prosome 2.5 times the length of urosome, excluding caudal rami, 2.2x urosome length, including caudal rami
  - Caudal rami about 1.8 times longer than wide, shorter than female

**Source**  
 Heron & Bradford Grieve (1995)  
 Böttger-Schnack (2001)

(Full reference available at <http://www.imas.utas.edu.au/zooplankton/references>)



Böttger-Schnack (2001)